


RESOLUTION NO 00-115

IT IS HEREBY RESOLVED, BY AND FOR THE TOWNSHIP OF HOPEWELL, A FIRST CLASS TOWNSHIP UNDER THE LAWS OF THE COMMONWEALTH OF PENNSYLVANIA, THAT THE BOARD OF COMMISSIONERS FOR HOPEWELL TOWNSHIP IS HEREBY AUTHORIZED TO SUBMIT A FINANCIAL ASSISTANCE APPLICATION TO THE PENNSYLVANIA INFRASTRUCTURE INVESTMENT AUTHORITY (PENNVEST), SUBSTANTIALLY IN THE FORM PRESENTED AT THIS MEETING FOR THE PURPOSE OF FINANCING OF THE SEWER SYSTEM. APPROPRIATE OFFICERS OF THE GOVERNING BODY ARE HEREBY AUTHORIZED TO EXECUTE ALL CERTIFICATIONS AND DOCUMENTATION REQUIRED IN CONNECTION WITH THE APPLICATION.

DULY ENACTED THIS 28TH DAY OF AUGUST, 2000

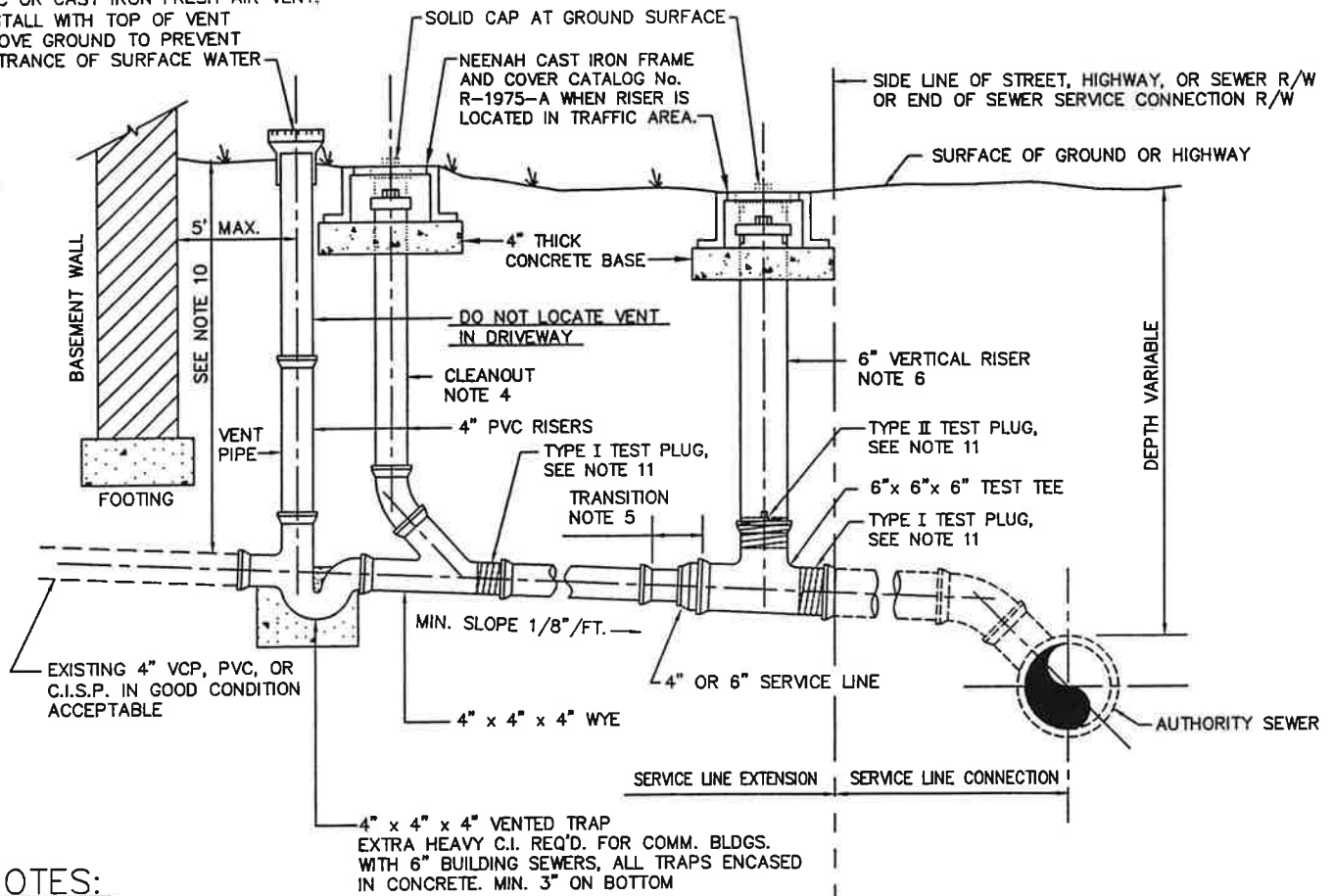
HOPEWELL TOWNSHIP
BOARD OF COMMISSIONERS

ATTEST:


SECRETARY

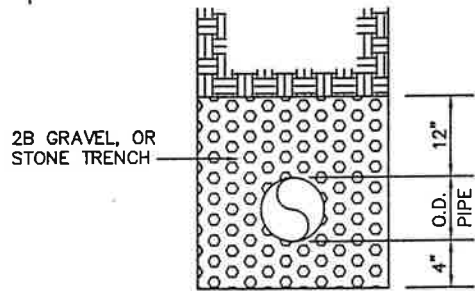

PRESIDENT
BOARD OF COMMISSIONERS

PVC OR CAST IRON FRESH AIR VENT,
INSTALL WITH TOP OF VENT
ABOVE GROUND TO PREVENT
ENTRANCE OF SURFACE WATER



NOTES:

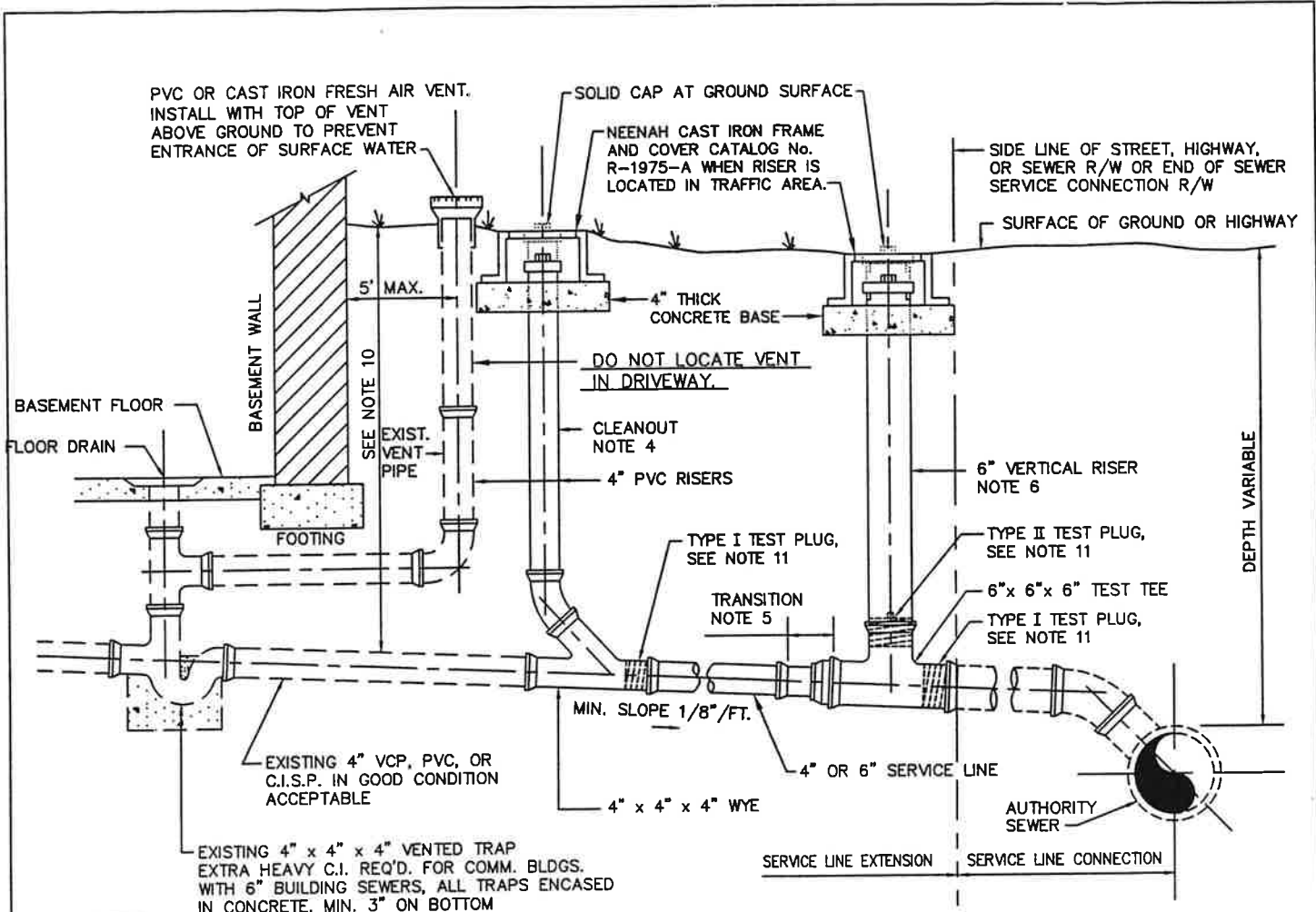
1. THE ENTIRE INSTALLATION MUST BE INSPECTED AND APPROVED BY THE HOPEWELL TOWNSHIP REPRESENTATIVE.
2. THE SANITARY SEWER LATERAL CONNECTION MUST BE INSTALLED IN ACCORDANCE WITH THE HOPEWELL TOWNSHIP RULES AND REGULATIONS. SEE EXHIBITS I & I-A.
3. BEFORE WORK IS STARTED, AN APPLICATION FOR SANITARY SEWER CONNECTION INSPECTION MUST BE FILED WITH HOPEWELL TOWNSHIP.
4. CLEANOUTS SHALL BE INSTALLED AT 50' MAXIMUM INTERVALS FOR 4" PIPE OR 100' MAXIMUM INTERVALS FOR 6" PIPE, AND AT CHANGES IN DIRECTION GREATER THAN 45°, AND WHEN DEPTH EXCEEDS 4'.
5. TRANSITION BETWEEN 6" PIPE TO 4" PIPE MUST BE MADE IN 18".
6. VERTICAL RISER MUST BE INSTALLED AS REQUIRED BY THE HOPEWELL TOWNSHIP RULES AND REGULATIONS.
7. ALL PIPING & FITTINGS SHALL BE SDR 35 PVC OR SCH. 40 PVC, OR ABS SCH. 40, OR STD. WEIGHT CAST IRON.
8. ANY LINES INSTALLED IMPROPERLY OR COVERED WITHOUT INSPECTION BY THE HOPEWELL TOWNSHIP REPRESENTATIVE MUST BE REMOVED OR UNCOVERED AT THE PROPERTY OWNER'S EXPENSE.
9. ALL COMMERCIAL BUILDINGS SHALL BE MINIMUM 6" PIPE OR LARGER. ALL RESIDENTIAL BUILDINGS HAVE OPTION TO INSTALL 4" OR 6" PIPE.
10. THIS DETAIL (EXHIBIT I) IS APPLICABLE TO NEW BUILDING CONSTRUCTION WHERE THE LATERAL IS LESS THAN 6' DEPTH, AND CONNECTIONS TO ALL EXISTING BUILDINGS.
11. INSTALL AIR INFLATABLE (TYPE I) DEADEND PLUGS IN FLOW LINE OF TEE AND WYE AS INDICATED, PROVIDE AIR INFLATABLE (TYPE II) TEST PLUG WITH FILL TUBE IN BRANCH OF TEE TO FACILITATE LOW PRESSURE AIR TEST. AIR TEST SHALL BE PASS / FAIL ONLY. TO SUCCESSFULLY PASS THE LOW PRESSURE AIR TEST THE SECTION OF THE LINE UNDER TEST MUST MAINTAIN AN INTERNAL PRESSURE OF 5 PSIG FOR 5 MINUTES WITH NO PRESSURE LOSS.



TRENCH SECTION

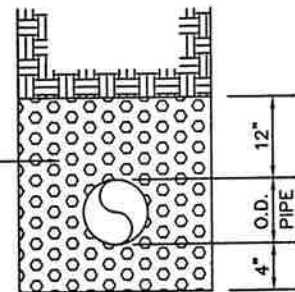
EXHIBIT I

HOPEWELL TOWNSHIP
SANITARY SEWER LATERAL CONNECTION
NIRA Consulting Engineers, Inc.



NOTES:

1. THE ENTIRE INSTALLATION MUST BE INSPECTED AND APPROVED BY THE HOPEWELL TOWNSHIP REPRESENTATIVE.
2. THE SANITARY SEWER LATERAL CONNECTION MUST BE INSTALLED IN ACCORDANCE WITH THE HOPEWELL TOWNSHIP RULES AND REGULATIONS. SEE EXHIBITS I & I-A.
3. BEFORE WORK IS STARTED, AN APPLICATION FOR SANITARY SEWER CONNECTION INSPECTION MUST BE FILED WITH HOPEWELL TOWNSHIP.
4. CLEANOUTS SHALL BE INSTALLED AT 50' MAXIMUM INTERVALS FOR 4" PIPE OR 100' MAXIMUM INTERVALS FOR 6" PIPE, AND AT CHANGES IN DIRECTION GREATER THAN 45°, AND WHEN DEPTH EXCEEDS 4'.
5. TRANSITION BETWEEN 6" PIPE TO 4" PIPE MUST BE MADE IN 18".
6. VERTICAL RISER MUST BE INSTALLED AS REQUIRED BY THE HOPEWELL TOWNSHIP RULES AND REGULATIONS.
7. ALL PIPING & FITTINGS SHALL BE SDR 35 PVC OR SCH. 40 PVC, OR ABS SCH. 40, OR STD. WEIGHT CAST IRON.
8. ANY LINES INSTALLED IMPROPERLY OR COVERED WITHOUT INSPECTION BY THE HOPEWELL TOWNSHIP REPRESENTATIVE MUST BE REMOVED OR UNCOVERED AT THE PROPERTY OWNER'S EXPENSE.
9. ALL COMMERCIAL BUILDINGS SHALL BE MINIMUM 6" PIPE OR LARGER. ALL RESIDENTIAL BUILDINGS HAVE OPTION TO INSTALL 4" OR 6" PIPE.
10. THIS DETAIL (EXHIBIT I-A) IS APPLICABLE TO NEW BUILDING CONSTRUCTION WHERE THE LATERAL IS GREATER THAN 6' DEPTH.
11. INSTALL AIR INFLATABLE (TYPE I) DEADEND PLUGS IN FLOW LINE OF TEE AND WYE AS INDICATED, PROVIDE AIR INFLATABLE (TYPE II) TEST PLUG WITH FILL TUBE IN BRANCH OF TEE TO FACILITATE LOW PRESSURE AIR TEST. AIR TEST SHALL BE PASS / FAIL ONLY. TO SUCCESSFULLY PASS THE LOW PRESSURE AIR TEST THE SECTION OF THE LINE UNDER TEST MUST MAINTAIN AN INTERNAL PRESSURE OF 5 PSIG FOR 5 MINUTES WITH NO PRESSURE LOSS.



TRENCH SECTION

EXHIBIT I-A

HOPEWELL TOWNSHIP
SANITARY SEWER LATERAL CONNECTION
NIRA Consulting Engineers, Inc.